

2022-23 Season Review – San Jose Sharks

Standings

San Jose Sharks							League	
Season	W	L	T	Pts	GF	GA	Rank	PlyOff
2021-22	32	37	13	77	211	261	22	No
2022-23	22	44	16	60	233	315	29	No
Change	-10	+7	+3	-17	+22	-54	-7	

Team Record by Game Type

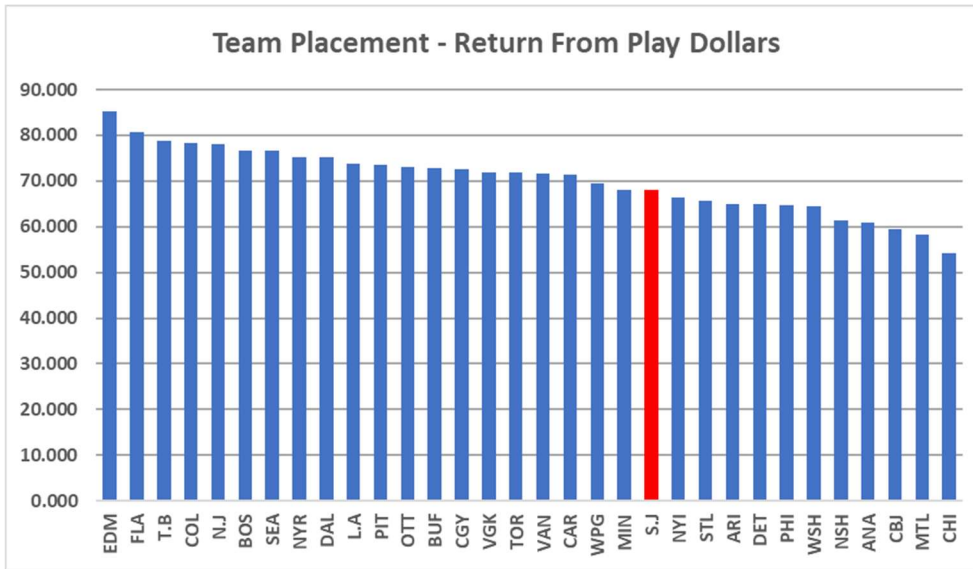
Game Type	GP	Record	Point %
OT/SO	22	6 - 0 - 16	0.636
Best 10-Game Streak	10	4 - 3 - 3	0.550
Conceding Exactly 3 Goals	11	4 - 5 - 2	0.455
Scoring Exactly 3 Goals	21	6 - 9 - 6	0.429
Away Games	41	14 - 22 - 5	0.402
Fire-wagon Hockey (More than 8 goals in a game)	17	3 - 7 - 7	0.382
Vs. Playoff Team	42	12 - 23 - 7	0.369
All Games	82	22 - 44 - 16	0.366
Vs. Non-Playoff Team	40	10 - 21 - 9	0.363
Defensive Battles (fewer than 4 goals in a game)	7	2 - 4 - 1	0.357
Home Games	41	8 - 22 - 11	0.329
Blowouts (More than 4-goal margin)	7	2 - 5 - 0	0.286
1-Goal Margin (Excluding overtime games)	9	2 - 7 - 0	0.222
2-Goal Margin	14	3 - 11 - 0	0.214
Worst 10-Game Streak	11	1 - 8 - 2	0.182

Talent Distribution

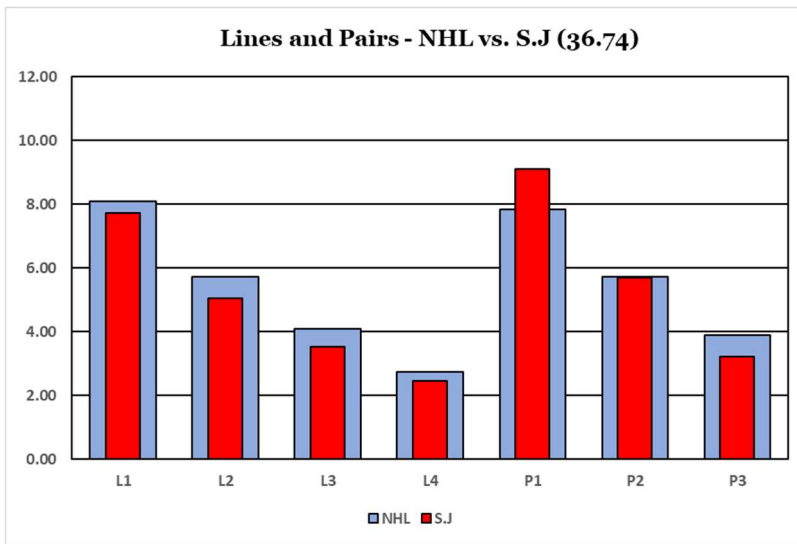
Count by Category			PR% by Age Group			PR% by Draft Status		
PR Category	Fwd	Def	Age Group	NHL PR%	Team PR%	Draft Status	NHL PR%	Team PR%
PR-Elite	0	1	18 to 23	18%	7%	Drafted by Current Team	48%	46%
PR-Star	2	0	24 to 28	45%	47%	Drafted by Other Team	41%	39%
PR-First5	1	0	29 to 33	29%	38%	Undrafted	10%	15%
PR-Regular	4	3	34+	8%	8%			
PR-Fringe	6	2						
PR-CallUp	15	6						

2022-23 Season Review – San Jose Sharks

Return From Play



Lines and Pairs



L1	Logan Couture	Tomas Hertl	Timo Meier
L2	Alexander Barabanov	Kevin Labanc	Nico Sturm
L3	Steven Lorentz	Nick Bonino	Oskar Lindblom
L4	Noah Gregor	Evgeny Svechnikov	Matt Nieto
P1	Erik Karlsson	Matthew Benning	
P2	Mario Ferraro	Marc-Edouard Vlasic	
P3	Jaycob Megna	Radim Simek	

2022-23 Season Review – San Jose Sharks

Team Leaders – Stapled To The Bench Categories

Category	Name	Rating
Most Productive	Erik Karlsson	PR-Elite
Most Valuable	Erik Karlsson	VR-Star
Best Center	Logan Couture	# 1-Center
Most Disruptive	Mario Ferraro	DX-A
Best Power Player	Timo Meier	PX-B
Best Penalty Killer	Marc-Edouard Vlasic	KX-A

Team Leaders – On-Ice Situations

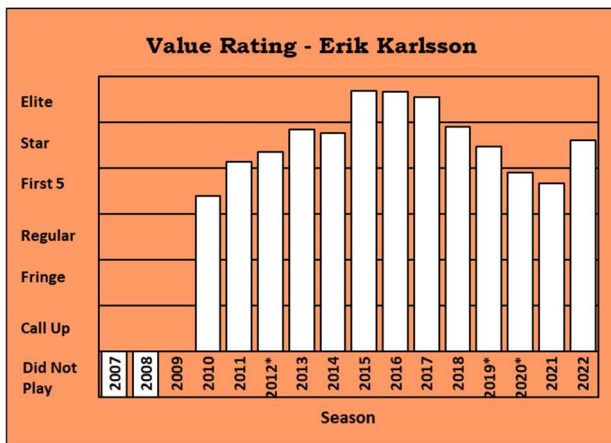
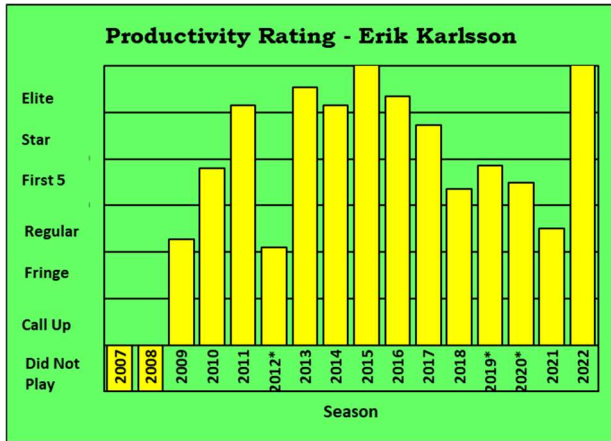
S.J - Team Leaders in Various On-Ice Situations		
Most Time 5v5	Most Time Power Play	Most Time Penalty Kill
Erik Karlsson	Erik Karlsson	Matthew Benning
Mario Ferraro	Logan Couture	Mario Ferraro
Matthew Benning	Tomas Hertl	Marc-Edouard Vlasic
Tomas Hertl	Alexander Barabanov	Logan Couture
Marc-Edouard Vlasic	Timo Meier	Nico Sturm
Most Time 3v3	Most Used Off. Zone FO	Most Used Def. Zone FO
Erik Karlsson	Erik Karlsson	Matthew Benning
Tomas Hertl	Timo Meier	Nico Sturm
Logan Couture	Tomas Hertl	Marc-Edouard Vlasic
Timo Meier	Kevin Labanc	Mario Ferraro
Alexander Barabanov	Mario Ferraro	Logan Couture

Team Essay #1 – Rebound Season

I was surprised that Erik Karlsson was rated as a VR-Star in 2022-23. I would have sworn he would have been VR-Elite. My mental picture of Erik Karlsson is the 2013-14 to 2016-17 version: four consecutive PR-Elite seasons. When he left Ottawa to ply his trade in San Jose, he fell off my radar: I am not staying up until two in the morning to watch San Jose play.

In his Career Productivity Rating chart, you'll see he declined starting in 2016-17. Until 2022-23, the last time he had a "good-for-him" season was 2015-16. A "good-for-him" season means his PR-Score was greater than his VR-Score: in his Carrer Value Rating chart you will see that his VR-Score has been higher than his PR-Score since 2016-17.

2022-23 Season Review – San Jose Sharks



The dip in productivity was a combination of missing games and not playing like Erik Karlsson when he did play. He missed 29 games in 2018-19, 32 games in 2021-22. The VR calculations make a partial adjustment for missed games, so the descent in VR-Scores over the years is more a sign of bad play than bad attendance.

I'm guessing that Karlsson was as healthy in 2022-23 as he has ever been. He played all 82 games, which he hadn't done since 2015-16. He played 26 minutes per game, the most ice time he has had since 2018-19.

While he got 27 points while on the power-play, there were nine other defensemen who had more power-play points, and two others who had the same. At even strength, Karlsson smashed the rest of the defensemen for scoring. He had 74 points while Vince Dunn of Seattle was in second place at 49 points.

I have a very soft spot in my heart for Karlsson. I almost saw him being drafted by the Senators. My wife, my son and I were at the draft in Ottawa. The only problem was that I had had a gall bladder operation two days before the draft, and I was in a little pain. As the draft went on, I got more and more uncomfortable. Ottawa had the 18th pick and I knew I needed my pain-killing medication before they'd make their pick. Just after the 13th pick, I said we should head home and watch the draft on TV. We got in the car, turned on TSN 1200

2022-23 Season Review – San Jose Sharks

radio, and heard Gary Bettman announce “we have a trade.” Ottawa made their pick as we were driving home, so we heard it on the radio. So close, yet so far.

I greatly enjoyed his renaissance. It would be foolish to expect him to have another PR-Elite season in 2023-24, but one can always hope.

Team Essay #2 – Breakdown Records

The Sharks breakdowns were particularly unusual.

They were better on the road than at home.

Their worst ten game streak and their best ten game streak were separated by only seven points (four points for the worst, eleven points in their best).

They were very slightly better against playoff teams than against non-playoff teams.

They were below their team average (points percentage of 0.366) in one-goal games, two-goal games and blowouts, which are five-plus goal games (scores like 6-1 or 8-0). This means they were better than their average in games which had three-goal or four-goal margins.

They were below their team average in both defensive struggles and blowouts.

Almost any one of those unusual breakdowns could be the subject of a team essay. But none of those breakdowns were as interesting as Erik Karlsson.