

2022-23 Season Review – Dallas Stars

Standings

Dallas Stars							League	
Season	W	L	T	Pts	GF	GA	Rank	PlyOff
2021-22	46	30	6	98	233	244	15	Yes
2022-23	47	21	14	108	281	215	8	Yes
Change	+1	-9	+8	+10	+48	+29	+7	

Team Record by Game Type

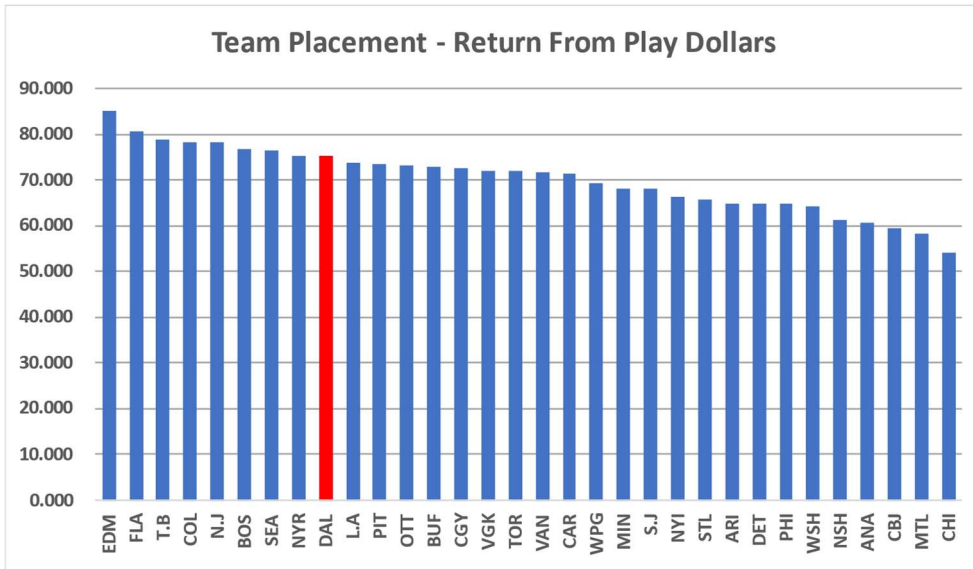
Game Type	GP	Record	Point %
Blowouts (More than 4-goal margin)	4	4 - 0 - 0	1.000
Best 10-Game Streak	10	8 - 2 - 0	0.800
Vs. Non-Playoff Team	43	30 - 11 - 2	0.721
Defensive Battles (fewer than 4 goals in a game)	10	6 - 2 - 2	0.700
OT/SO	22	8 - 0 - 14	0.682
Away Games	41	25 - 11 - 5	0.671
All Games	82	47 - 21 - 14	0.659
Home Games	41	22 - 10 - 9	0.646
Vs. Playoff Team	39	17 - 10 - 12	0.590
Scoring Exactly 3 Goals	9	5 - 4 - 0	0.556
Fire-wagon Hockey (More than 8 goals in a game)	17	6 - 5 - 6	0.529
Conceding Exactly 3 Goals	13	3 - 4 - 6	0.462
2-Goal Margin	11	5 - 6 - 0	0.455
1-Goal Margin (Excluding overtime games)	11	5 - 6 - 0	0.455
Worst 10-Game Streak	10	2 - 3 - 5	0.450

Talent Distribution

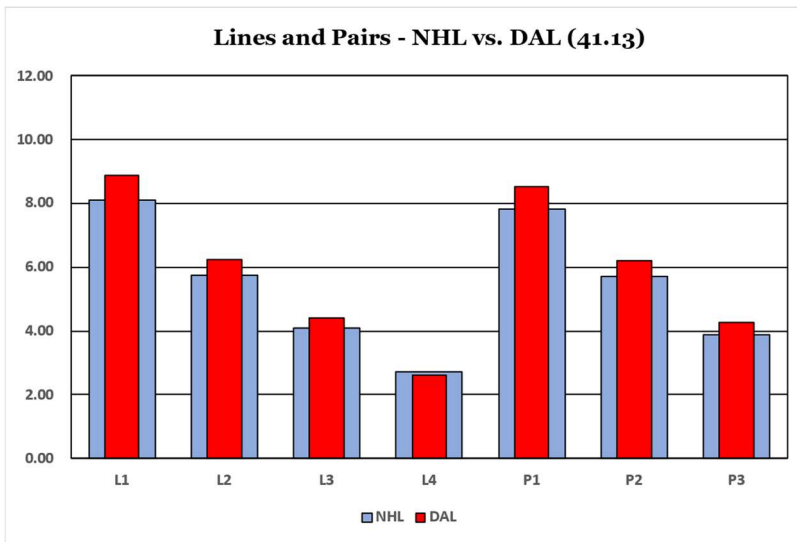
Count by Category			PR% by Age Group			PR% by Draft Status		
PR Category	Fwd	Def	Age Group	NHL PR%	Team PR%	Draft Status	NHL PR%	Team PR%
PR-Elite	1	1	18 to 23	18%	31%	Drafted by Current Team	48%	54%
PR-Star	2	0	24 to 28	45%	29%	Drafted by Other Team	41%	36%
PR-First5	2	2	29 to 33	29%	27%	Undrafted	10%	10%
PR-Regular	3	2	34+	8%	13%			
PR-Fringe	3	1						
PR-CallUp	9	2						

2022-23 Season Review – Dallas Stars

Return From Play



Lines and Pairs



L1	Jason Robertson	Joe Pavelski	Roope Hintz
L2	Jamie Benn	Tyler Seguin	Wyatt Johnston
L3	Radek Faksa	Ty Dellandrea	Mason Marchment
L4	Luke Glendening	Joel Kiviranta	Denis Gurianov
P1	Miro Heiskanen		Esa Lindell
P2	Ryan Suter		Jani Hakanpaa
P3	Colin Miller		Nils Lundkvist

2022-23 Season Review – Dallas Stars

Team Leaders – Stapled To The Bench Categories

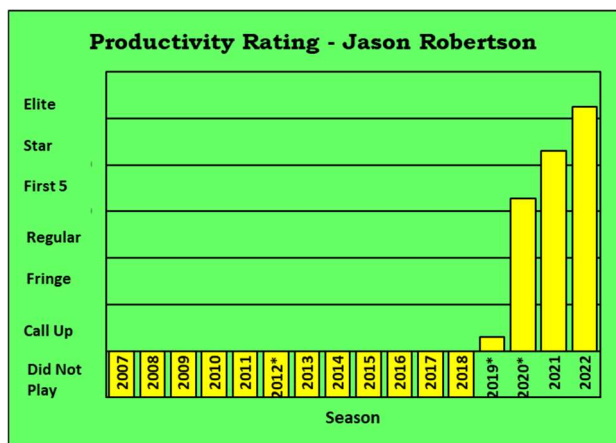
Category	Name	Rating
Most Productive	Jason Robertson	PR-Elite
Most Valuable	Jason Robertson	VR-Star
Best Center	Roope Hintz	# 1-Center
Most Disruptive	Esa Lindell	DX-B
Best Power Player	Jason Robertson	PX-A+
Best Penalty Killer	Jani Hakanpaa	KX-B

Team Leaders – On-Ice Situations

DAL - Team Leaders in Various On-Ice Situations		
Most Time 5v5	Most Time Power Play	Most Time Penalty Kill
Miro Heiskanen	Jason Robertson	Esa Lindell
Ryan Suter	Miro Heiskanen	Jani Hakanpää
Esa Lindell	Joe Pavelski	Ty Dellandrea
Jani Hakanpää	Jamie Benn	Luke Glendening
Colin Miller	Roope Hintz	Radek Faksa
Most Time 3v3	Most Used Off. Zone FO	Most Used Def. Zone FO
Miro Heiskanen	Miro Heiskanen	Jani Hakanpää
Jason Robertson	Colin Miller	Esa Lindell
Roope Hintz	Jamie Benn	Radek Faksa
Jamie Benn	Nils Lundkvist	Ty Dellandrea
Joe Pavelski	Mason Marchment	Mason Marchment

Team Essay – Jay Dog

Dallas has this player you may have heard of: Jason Robertson (nicknamed Jay Dog by me, for obscure reasons). He has become more and more useful as a player these last three seasons, as his Career Productivity Rating chart shows.



2022-23 Season Review – Dallas Stars

Robertson had a PR-Elite season at the age of 23. How many players can boast of that, and what do we know of their play at ages 24, 25 and 26? I thought I'd take a look.

When looking at one player's future based on the experiences of other players, it is very important to select the correct set of "other players." Let me show you how I found the correct set of other players.

I started with PR-Score, the numeric part of Productivity Rating. Robertson's PR-Elite status is based on his PR-Score of 10.5014. As you can well imagine, nobody else has had exactly the same score, so I looked for players with a PR-Score between 10.0000 and 11.0000.

I found 112 players, which is a large group that is full of players who are not good matches to Robertson. As an easy example, it has 43 defensemen.

The group of 69 forwards still has poor matches. Age is such an important factor that I would be very hesitant to use a player that was even one year older or younger. The number of other forwards who are 23 years old who had a PR-Score between 10 and 11 is seven.

We now have a small group (which will soon get smaller), and the one problem with a small group is that if one person had an unusual outcome, that unusual outcome is a large part of the total outcome.

The following table shows the group sorted by PR-Score, with Jason Robertson included.

Players Similar to Jason Robertson at Age 23								
Name	Season	Team	GP	TOI	G	A	Pts	PRScore
Auston Matthews	2020	TOR	76	1638	60	37	97	10.97
Leon Draisaitl	2018	EDM	82	1852	50	55	105	10.90
Jeff Carter	2008	PHI	82	1719	46	38	84	10.68
Mike Richards	2008	PHI	79	1717	30	50	80	10.55
Jason Robertson	2022	DAL	82	1545	46	63	109	10.50
Nathan MacKinnon	2018	COL	82	1812	41	58	99	10.46
Claude Giroux	2011	PHI	77	1658	28	65	93	10.42
David Pastrnak	2019	BOS	82	1554	56	55	111	10.27
DATA FROM THE 2019 AND 2020 SEASONS HAVE BEEN EXTRAPOLATED TO AN 82-GAME SEASON. BOTH SEASONS WERE SHORTENED DUE TO THE COVID PANDEMIC.								

Matthews and Draisaitl were probably too good at age 23 to be considered as a close match to Robertson, intending no disrespect towards Robertson at all. The players who will be used to frame Robertson's future are Carter, Richards, MacKinnon, Giroux and Pastrnak.

Jeff Carter's next three seasons saw him rated PR-First5, PR-Star and PR-Regular. Had he played a couple of more minutes in 2009-10, his rating would have been PR-Star: his PR-Score was 7.9954 and the bottom of the PR-Star range is a PR-Score of 8.0000.

2022-23 Season Review – Dallas Stars

Mike Richards went PR-Star, PR-Star and PR-Regular. On BrotherlyPuck.com it says “that Richards’ career took a nose dive due to substance issues ...”. Whatever the cause, the nosedive happened. Richards’ last effective season, in which he rated PR-Regular, was 2013-14.

Nathan MacKinnon: PR-Elite, PR-Star, PR-Star. In his age-27 season, 2022-23, he returned to PR-Elite status in what was his best season to date. He’s missed about 10% of scheduled games in each of the last three seasons.

Claude Giroux: PR-Elite, PR-Elite, PR-Star. Giroux came into prominence in the last season that Richards and Carter played in Philadelphia, 2010-11. All three were rated PR-Star, but Giroux had the highest PR-Score. It was the following season, 2011-12, that was the match to Robertson.

David Pastrnak: PR-First5, PR-First5, PR-Elite. Pastrnak’s age-24 and age-25 seasons were both rated PR-First5, but they also featured missed games. Had he played full seasons, both would have resulted in PR-Star ratings. Last season he played every game and was PR-Elite.

To summarize the PR-Category results of these five players:

	Age 24	Age 25	Age 26
PR-Elite	2	1	1
PR-Star	1	3	2
PR-First5	2	1	0
PR-Regular	0	0	2

PR-Elite is a hard level of play to achieve; you have to play extremely well and you have to stay very healthy. Even the very best players don’t put up a PR-Elite season every year. Connor McDavid has been PR-Elite in six of the last seven seasons, missing PR-Elite status by a hair in a season in which he missed just a couple of games.

What is Jason Robertson’s future? To use a statistical phrase, it’s “rosy.” He should be PR-Elite or the top of the PR-Star category for the next several years, provided he stays healthy and Dallas continues to be a good team. It is unlikely that he’ll take the Carter-Richards path to PR-Regular play, but then again, it was unlikely that Carter and Richards would take that path.