

## 2022-23 Season Review – Nashville Predators

### Standings

Nashville Predators							League	
Season	W	L	T	Pts	GF	GA	Rank	PlyOff
2021-22	45	30	7	97	262	250	16	Yes
2022-23	42	32	8	92	223	236	17	No
<b>Change</b>	<b>-3</b>	<b>+2</b>	<b>+1</b>	<b>-5</b>	<b>-39</b>	<b>+14</b>	<b>-1</b>	

### Team Record by Game Type

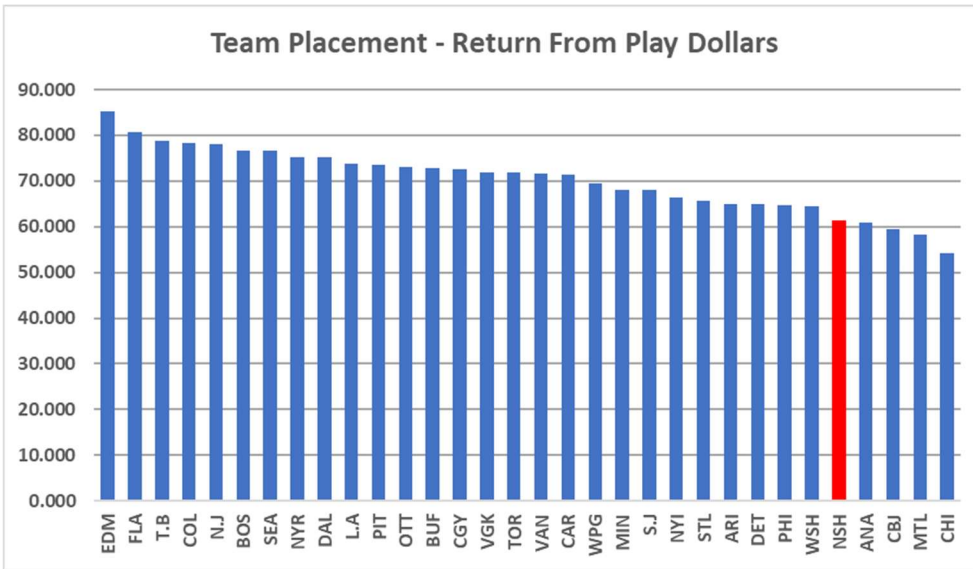
Game Type	GP	Record	Point %
OT/SO	21	13 - 0 - 8	0.810
Best 10-Game Streak	10	7 - 1 - 2	0.800
Defensive Battles (fewer than 4 goals in a game)	22	14 - 6 - 2	0.682
Fire-wagon Hockey (More than 8 goals in a game)	11	7 - 3 - 1	0.682
Vs. Non-Playoff Team	39	24 - 13 - 2	0.641
Home Games	41	22 - 15 - 4	0.585
1-Goal Margin (Excluding overtime games)	19	11 - 8 - 0	0.579
<b>All Games</b>	<b>82</b>	<b>42 - 32 - 8</b>	<b>0.561</b>
Conceding Exactly 3 Goals	21	10 - 8 - 3	0.548
Away Games	41	20 - 17 - 4	0.537
Scoring Exactly 3 Goals	16	7 - 7 - 2	0.500
Vs. Playoff Team	43	18 - 19 - 6	0.488
Blowouts (More than 4-goal margin)	5	2 - 3 - 0	0.400
2-Goal Margin	14	5 - 9 - 0	0.357
Worst 10-Game Streak	10	3 - 6 - 1	0.350

### Talent Distribution

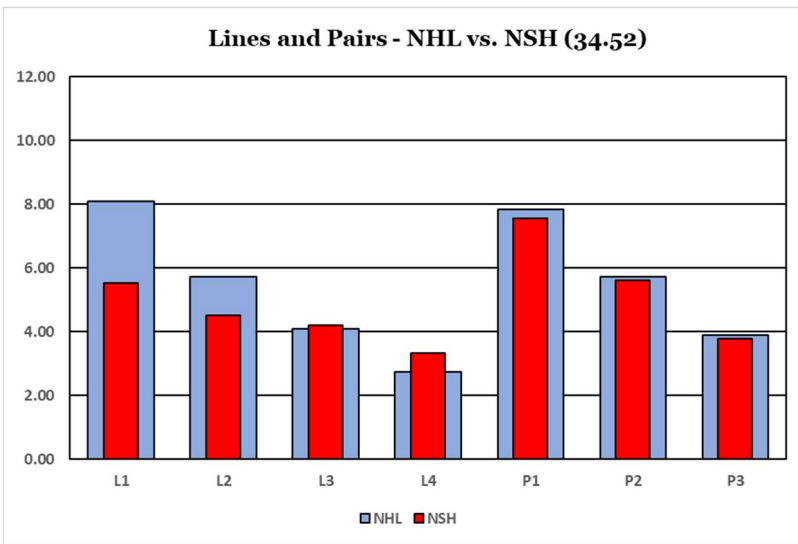
Count by Category			PR% by Age Group			PR% by Draft Status		
PR Category	Fwd	Def	Age Group	NHL PR%	Team PR%	Draft Status	NHL PR%	Team PR%
PR-Elite	0	0	18 to 23	18%	14%	Drafted by Current Team	48%	44%
PR-Star	0	1	24 to 28	45%	41%	Drafted by Other Team	41%	46%
PR-First5	0	2	29 to 33	29%	45%	Undrafted	10%	10%
PR-Regular	9	2	34+	8%	0%			
PR-Fringe	6	1						
PR-CallUp	7	8						

## 2022-23 Season Review – Nashville Predators

### Return From Play



### Lines and Pairs



<b>L1</b>	Colton Sissons	Matt Duchene	Cody Glass
<b>L2</b>	Filip Forsberg	Yakov Trenin	Nino Niederreiter
<b>L3</b>	Thomas Novak	Ryan Johansen	Mikael Granlund
<b>L4</b>	Cole Smith	Tanner Jeannot	Juuso Parssinen
<b>P1</b>	Roman Josi		Mattias Ekholm
<b>P2</b>	Ryan McDonagh		Dante Fabbro
<b>P3</b>	Jeremy Lauzon		Alexandre Carrier

## 2022-23 Season Review – Nashville Predators

### Team Leaders – Stapled To The Bench Categories

Category	Name	Rating
Most Productive	Roman Josi	PR-Star
Most Valuable	Roman Josi	VR-Elite
Best Center	Thomas Novak	#3-Center
Most Disruptive	Ryan McDonagh	DX-A
Best Power Player	Roman Josi	PX-B
Best Penalty Killer	Yakov Trenin	KX-A+

### Team Leaders – On-Ice Situations

NSH - Team Leaders in Various On-Ice Situations		
Most Time 5v5	Most Time Power Play	Most Time Penalty Kill
Roman Josi	Roman Josi	Colton Sissons
Ryan McDonagh	Matt Duchene	Ryan McDonagh
Dante Fabbro	Mikael Granlund	Yakov Trenin
Matt Duchene	Ryan Johansen	Jeremy Lauzon
Colton Sissons	Cody Glass	Mattias Ekholm
Most Time 3v3	Most Used Off. Zone FO	Most Used Def. Zone FO
Roman Josi	Roman Josi	Colton Sissons
Matt Duchene	Matt Duchene	Jeremy Lauzon
Cody Glass	Cody Glass	Yakov Trenin
Ryan Johansen	Mattias Ekholm	Ryan McDonagh
Filip Forsberg	Ryan McDonagh	Mattias Ekholm

### Team Essay – A Little Too Little

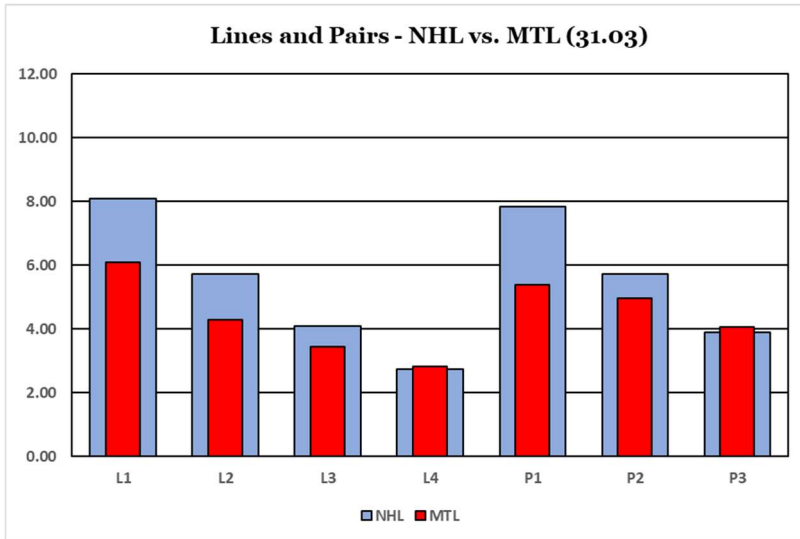
Although Nashville was playing meaningful games late in the season, you cannot be a playoff team with three third lines and no first-line or second-line level output.

Nashville’s lack of productivity extended to the defense: all three defensive pairs were below league average, shocking when you remember the Predators have defensemen named Roman Josi and Ryan McDonagh.

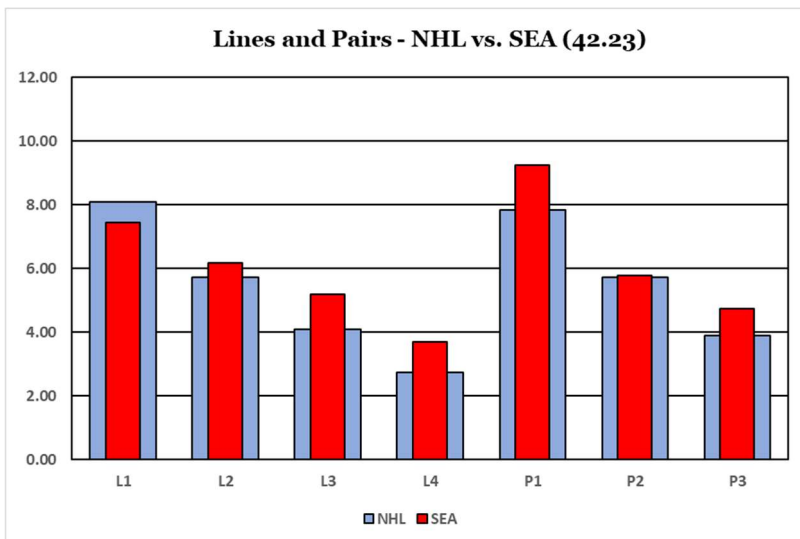
This team-wide lack of strength is reflected in the team’s return from play, which is what their players were worth based on their play. Nashville was 28<sup>th</sup> in the league.

As seen on the Lines and Pairs chart above (looking at the thinner red bars that represent Nashville), the difference between their top “line” (L1) and their fourth “line” (L4) is slim. That difference is the smallest in the league. Montreal is ranked just below Nashville in their top three lines but had a much more normal distribution of productivity (as shown below).

## 2022-23 Season Review – Nashville Predators



Having three roughly equal lines is a good thing if you do it properly. While Nashville was 1<sup>st</sup> in the league in the first-line to third-line difference, Seattle was 3<sup>rd</sup>. But Seattle is working at a completely different level (as shown below). Seattle’s success this season is not just related to their first three lines: check out their defensive pairings.



Nashville missed the playoffs with three third-lines and a slightly below average defense. Seattle made the playoffs with three second-lines and a very good defense.

Seattle has proved that you can do very well in the NHL without excellent first-line forwards if you’ve got a lot of excellent second-line forwards. Nashville has proved that you cannot do well in the NHL with (essentially) no first-line or second-line forwards.