

2022-23 Season Review – Vegas Golden Knights

Standings

Vegas Golden Knights							League	
Season	W	L	T	Pts	GF	GA	Rank	PlyOff
2021-22	43	31	8	94	262	244	17	No
2022-23	51	22	9	111	267	225	4	Yes
Change	+8	-9	+1	+17	+5	+19	+13	

Team Record by Game Type

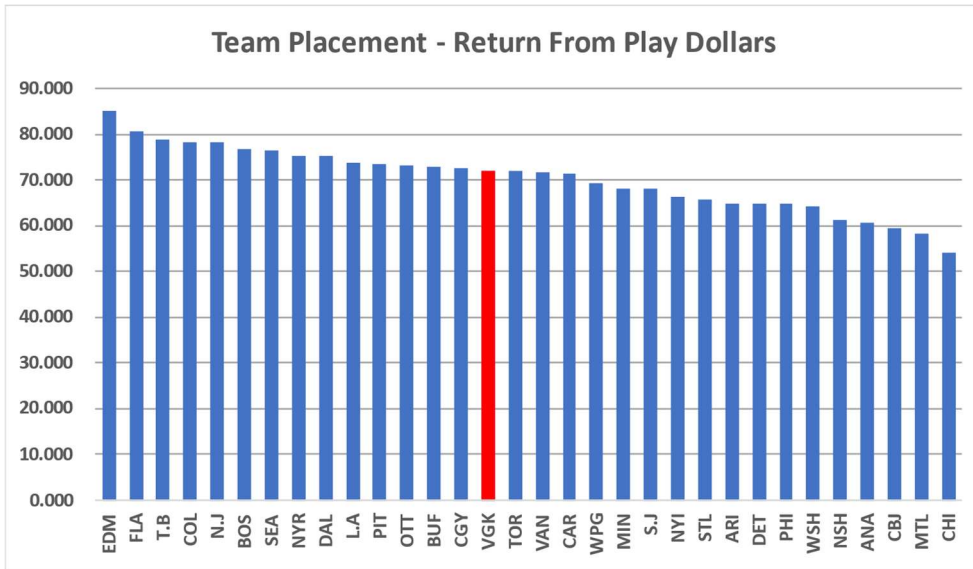
Game Type	GP	Record	Point %
Best 10-Game Streak	10	9 - 1 - 0	0.900
Fire-wagon Hockey (More than 8 goals in a game)	12	10 - 2 - 0	0.833
OT/SO	22	13 - 0 - 9	0.795
Vs. Non-Playoff Team	42	29 - 9 - 4	0.738
Away Games	41	26 - 7 - 8	0.732
Scoring Exactly 3 Goals	11	7 - 2 - 2	0.727
2-Goal Margin	10	7 - 3 - 0	0.700
All Games	82	51 - 22 - 9	0.677
Blowouts (More than 4-goal margin)	3	2 - 1 - 0	0.667
Defensive Battles (fewer than 4 goals in a game)	8	4 - 2 - 2	0.625
Home Games	41	25 - 15 - 1	0.622
Vs. Playoff Team	40	22 - 13 - 5	0.613
Conceding Exactly 3 Goals	24	12 - 7 - 5	0.604
1-Goal Margin (Excluding overtime games)	20	12 - 8 - 0	0.600
Worst 10-Game Streak	10	2 - 6 - 2	0.300

Talent Distribution

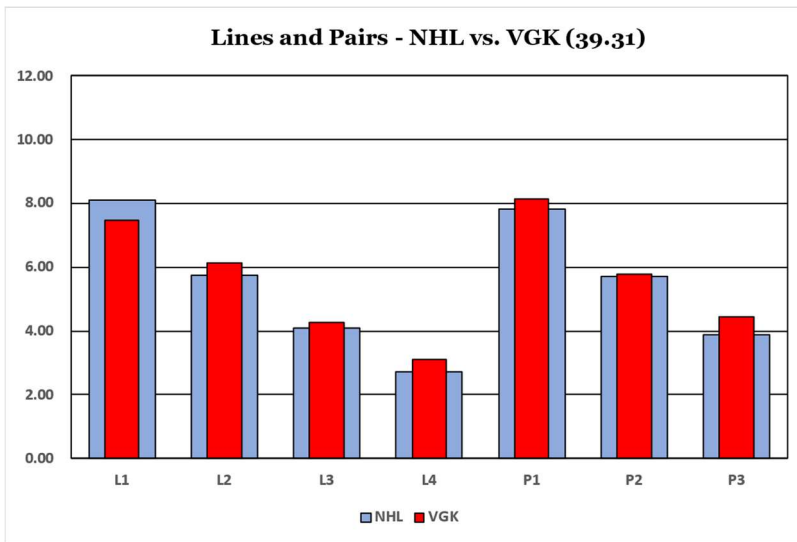
Count by Category			PR% by Age Group			PR% by Draft Status		
PR Category	Fwd	Def	Age Group	NHL PR%	Team PR%	Draft Status	NHL PR%	Team PR%
PR-Elite	0	0	18 to 23	18%	7%	Drafted by Current Team	48%	10%
PR-Star	0	1	24 to 28	45%	46%	Drafted by Other Team	41%	78%
PR-First5	5	1	29 to 33	29%	39%	Undrafted	10%	11%
PR-Regular	3	3	34+	8%	8%			
PR-Fringe	5	2						
PR-CallUp	7	3						

2022-23 Season Review – Vegas Golden Knights

Return From Play



Lines and Pairs



L1	Chandler Stephenson	William Karlsson	Jack Eichel
L2	Reilly Smith	Jonathan Marchessault	Nicolas Roy
L3	Mark Stone	Michael Amadio	Phil Kessel
L4	William Carrier	Keegan Kolesar	Paul Cotter
P1		Alex Pietrangelo	Brayden McNabb
P2		Shea Theodore	Alec Martinez
P3		Nicolas Hague	Zach Whitecloud

2022-23 Season Review – Vegas Golden Knights

Team Leaders – Stapled To The Bench Categories

Category	Name	Rating
Most Productive	Alex Pietrangelo	PR-Star
Most Valuable	Alex Pietrangelo	VR-Star
Best Center	Chandler Stephenson	# 1-Center
Most Disruptive	Alec Martinez	DX-A
Best Power Player	Jonathan Marchessault	PX-B
Best Penalty Killer	Alec Martinez	KX-A

Team Leaders – On-Ice Situations

VGK - Team Leaders in Various On-Ice Situations		
Most Time 5v5	Most Time Power Play	Most Time Penalty Kill
Brayden McNabb	Chandler Stephenson	Alex Pietrangelo
Nicolas Hague	Alex Pietrangelo	Brayden McNabb
Alex Pietrangelo	Jack Eichel	William Karlsson
Alec Martinez	Jonathan Marchessault	Alec Martinez
Chandler Stephenson	Reilly Smith	Chandler Stephenson
Most Time 3v3	Most Used Off. Zone FO	Most Used Def. Zone FO
Alex Pietrangelo	Jack Eichel	Zach Whitecloud
William Karlsson	Jonathan Marchessault	Brayden McNabb
Jack Eichel	Chandler Stephenson	Chandler Stephenson
Shea Theodore	Reilly Smith	Nicolas Roy
Chandler Stephenson	William Karlsson	Alec Martinez

Team Essay – Injuries

The Lines and Pairs (L&P) data for Vegas would have been different had all their players stayed healthy. In spite of their injuries, Vegas was slightly above average in every line and pair except line number one. Of course, you really don't want a weak first line. But as the playoffs have worn on, it is obvious that Vegas doesn't have a weak first line when everybody shows up to work.

In an alternate universe where all of the players were healthy, the Lines and Pairs chart for Vegas would look quite different. This would be true for every team in the league, of course, as every team in the league was impacted by injuries.

On defense for the Knights, Shea Theodore would be a first-pair defenseman and Brayden McNabb would move down to the second pair.

Up front, Mark Stone would be a first-line player. William Karlsson would move to the second line, while Nicholas Roy would move down to the third line and William Carrier would move up to the third line. The fourth line would be Kessel, Cotter and Koselar: could you find three more similar players?

2022-23 Season Review – Vegas Golden Knights


I have noted this before, but I should note it again: when I talk about players being on lines, I am not saying that they do, or even that they should, play together. I am sorting the players based on their level of productivity for one specific season, 2022-23 in this case. If all of the forwards had been relatively healthy, William Karlsson would have been the fourth most productive, and thus he's an L&P second-line player.

Vegas's play in the playoffs shows that a healthy team is better than an injured team. You didn't need statistics to know that, but the statistics do confirm that.

Team Essay – Phil Kessel

Phil Kessel has been bopping along, playing every game since the Stone Age (fact check: since 2010-11). He was a pretty good player at the start of his streak, getting into the PR-Star category twice. For the next five or six seasons he was a strong PR-Regular most of the time. Since the start of the 2019-20 season, his productivity has been declining. He is now in the stage of a player's career that is called "playing out the string."

His Dashboard chart, shown below, has too many bars sinister: bars that stretch out to the left.



His only real positive is in the take-away category. While he looks good in the give-aways department, you have to be on the ice and have the puck to give it away, and that is an unusual situation for Mr. Kessel. He is slightly better than average in penalty minutes, but you have to be on the ice and near enough to somebody to hit them to take a penalty, and Phil doesn't like being near enough to opposition players that he could hit them.

I hope he hangs his skates up at the end of the season. He's a pale shadow of the player he was. To continue playing would result in his image being sullied in the minds of the fans.